

DO NOT SCALE

LEGEND

- PROPOSED DCO ORDER LIMITS
- GAS PIPELINE ALIGNMENT
- GAS AGI SURFACE WATER DRAIN

POWER STATION SITE

ITEM	DESCRIPTION
1	GAS TURBINE BUILDING
2	BYPASS STACK
3	HRSG BUILDING AND MAIN STACK
4	TRANSFORMER AREA
5	POWER CONTROL CENTRES
6	FEEDWATER PUMPHOUSE
7	FUEL GAS STATION MAIN
8	MAIN PIPE RACK
9	GAS RECEIVING FACILITY
10	GAS COMPRESSOR BUILDING
11	GAS INSULATED SWITCH GEAR
12	REINSTATED SLUDGE LAGOONS
13	BATTERY ENERGY STORAGE FACILITY
14	TURBINE OUTAGE STORE (TOS) BUILDING
15	CONNECTION POINT TO 400KV SUBSTATION FOR NEW UNITS
16	FLOOD MITIGATION CHANNEL

GAS ABOVE GROUND INSTALLATION (AGI)

ITEM	DESCRIPTION
17	AGI (MINIMUM OFFTAKE CONNECTION) (NATIONAL GRID)
18	AGI (DRAX FACILITY)

TRAFFIC MANAGEMENT

ITEM	DESCRIPTION
19	TEMPORARY PASSING PLACE FOR GAS AGI CONSTRUCTION TRAFFIC

Infrastructure Planning (Applications: Prescribed Forms and Procedure) Regulations 2009 - Regulation 5(2) (a)

REV	DATE	BY	DESCRIPTION	CHK	APP
05	09/01/2019	SPS	Fifth issue submitted for Examination Deadline 1	RM	BS
04	23/10/2018	SP	Fourth issue submitted for Examination Deadline 1	RM	BS
03	25/09/2018	SP	Third issue submitted for Examination Deadline 2	RM	BS
02	29/08/2018	SPS	Second issue to include comments prior to examination	RM	BS
01	27/08/2018	SPS	First issue	RM	BS

COVERING STATUS: SUBMISSION FOR REFERENCE

Westbrook Mills, Borough Road, Godalming, GU7 2AZ, UK  
T: +44 (0) 1483 520 400, F: +44 (0) 1483 520 889  
wsp.com

CLIENT:

PROJECT: The Drax Power (Generating Stations) Order

TITLE: Application Document Reference 2.5B  
Single Unit Option  
Indicative Plant Layout  
Key Plan - Sheet 1 of 9

SCALE: 1:5000	DRAWN: R.MKIN	APPROVED: B.SITHORP
PROJECT: 70037047	DESIGNED: B.SITHORP	DATE: 09/01/2019

DRAWING: 70037047-2.5B-IPL - SHEET 1 REV: 05  
© WSP UK Ltd

Review the proposed construction data for accuracy and completeness. This is a preliminary drawing and is not for construction. It is intended for reference only.

DO NOT SCALE

LEGEND  
— PROPOSED DCO ORDER LIMITS

POWER STATION SITE

ITEM	DESCRIPTION
1	GAS TURBINE BUILDING
2	BYPASS STACK
3	HRSG BUILDING AND MAIN STACK
4	TRANSFORMER AREA
5	POWER CONTROL CENTRES
6	FEEDWATER PUMPHOUSE
7	FUEL GAS STATION MAIN
8	MAIN PIPE RACK
9	GAS RECEIVING FACILITY
10	GAS COMPRESSOR BUILDING
11	GAS INSULATED SWITCH GEAR
12	REINSTATED SLUDGE LAGOONS
13	BATTERY ENERGY STORAGE FACILITY
14	TURBINE OUTAGE STORE (TOS) BUILDING
15	CONNECTION POINT TO 400KV SUBSTATION FOR NEW UNITS
16	FLOOD MITIGATION CHANNEL



Infrastructure Planning (Applications: Prescribed Forms and Procedure) Regulations 2009 - Regulation 5(2) (a)

NO	DATE	BY	DESCRIPTION	CHK	APP
04	09/02/2019	SPS	Fourth Issue Submitted for Examination Deadline 1	RM	BS
03	22/10/2018	SP	Third Issue Submitted for Examination Deadline 3	RM	BS
02	25/02/2018	SP	Second Issue Submitted for Examination Deadline 2	RM	BS
01	27/04/2018	SPS	First Issue	RM	BS

STATUS: SUBMISSION FOR REFERENCE

Westbrook Mills, Borough Road, Godalming, GU7 2AZ, UK  
T: +44 (0) 1463 520 400, F: +44 (0) 1463 520 999  
wsp.com

The Drax Power (Generating Stations) Order

Application Document Reference 2.5B  
Single Unit Option  
Indicative Plant Layout  
- North of Site - Sheet 2 of 9

SCALE: 1:750	DRAWN: R.MAKIN	APPROVED: B.SIBTHORP
PROJECT: 70037047	DESIGNED: B.SIBTHORP	DATE: 09/01/2019
DRAWING: 70037047-2.5B-IPL - SHEET 2		REV: 04

© WSP UK Ltd

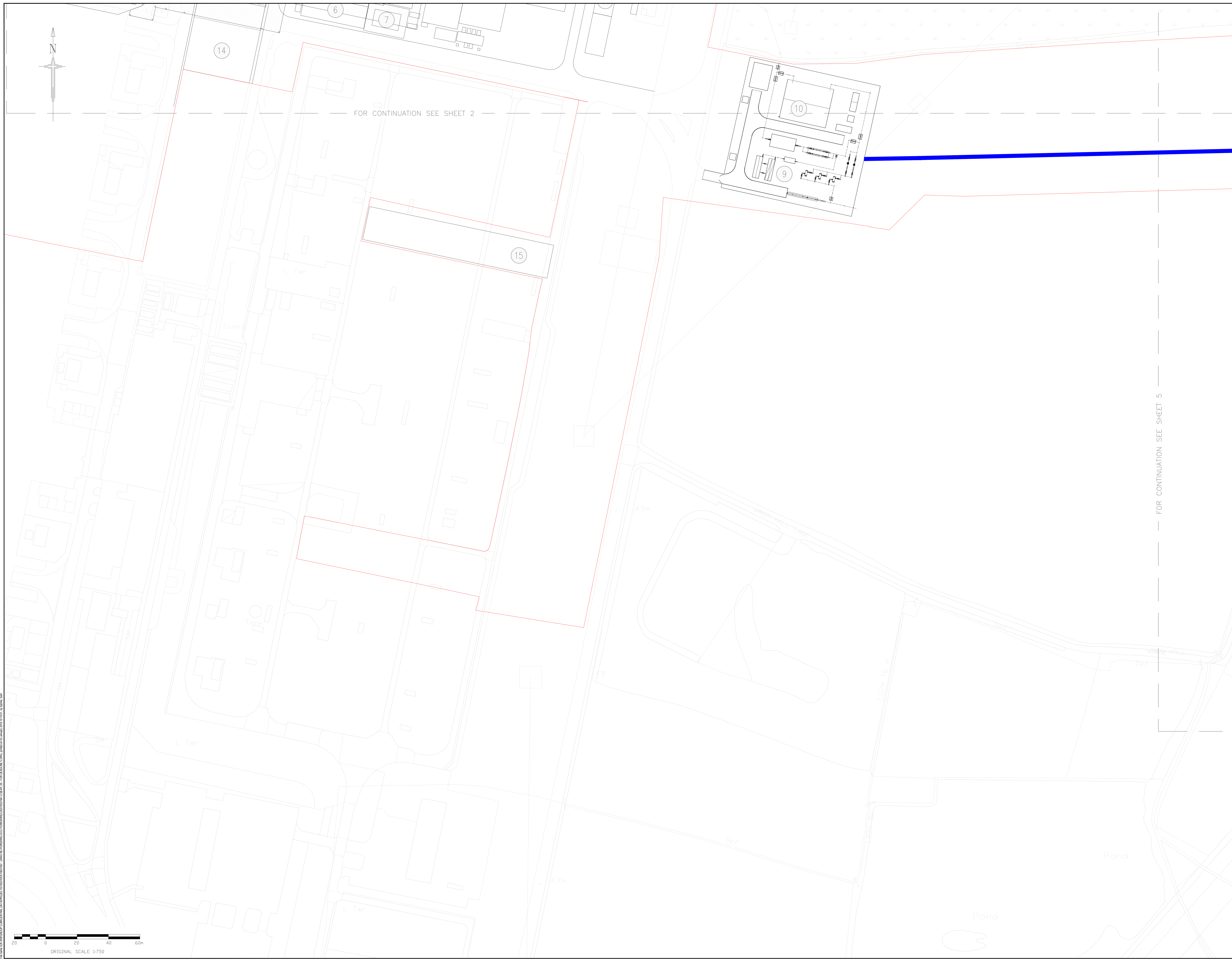
DRAWING: 70037047-2.5B-IPL - SHEET 2 OF 9

DO NOT SCALE

- LEGEND
- PROPOSED DCO ORDER LIMITS
  - GAS PIPELINE ALIGNMENT

POWER STATION SITE

ITEM	DESCRIPTION
1	GAS TURBINE BUILDING
2	BYPASS STACK
3	HRSG BUILDING AND MAIN STACK
4	TRANSFORMER AREA
5	POWER CONTROL CENTRES
6	FEEDWATER PUMPHOUSE
7	FUEL GAS STATION MAIN
8	MAIN PIPE RACK
9	GAS RECEIVING FACILITY
10	GAS COMPRESSOR BUILDING
11	GAS INSULATED SWITCH GEAR
12	REINSTATED SLUDGE LAGOONS
13	BATTERY ENERGY STORAGE FACILITY
14	TURBINE OUTAGE STORE (TOS) BUILDING
15	CONNECTION POINT TO 400KV SUBSTATION FOR NEW UNITS
16	FLOOD MITIGATION CHANNEL



Infrastructure Planning (Applications: Prescribed Forms and Procedure) Regulations 2009 - Regulation 5(2) (c)

ID	DATE	BY	DESCRIPTION	CHK	APP
01	09/01/2019	SPS	First issue submitted for Examination Deadline 1	RM	BS
02	23/11/2018	SP	Second issue submitted for Examination Deadline 1	RM	BS
03	27/04/2018	SPS	Final issue	RM	BS

DRAWING STATUS: SUBMISSION FOR REFERENCE



Westbrook Mills, Borough Road, Godalming, GU7 2AZ, UK  
T: +44 (0) 1483 520 400, F: +44 (0) 1483 520 889  
wsp.com



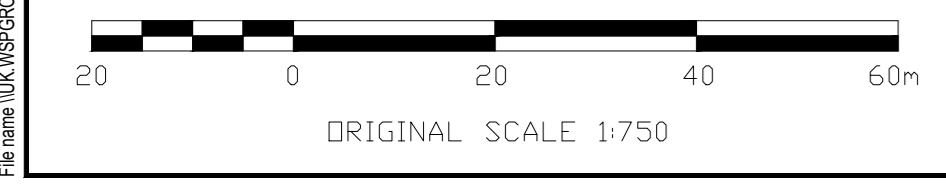
CLIENT: The Drax Power (Generating Stations) Order

PROJECT: Application Document Reference 2.5B  
Single Unit Option  
Indicative Plant Layout  
- Centre of Site - Sheet 3 of 9

SCALE	DRAWN	CHECKED	APPROVED
1:750	R.MAKIN	B.SITHORP	B.SITHORP

PROJECT NO.	ISSUED FOR	DATE	REV.
70037047	B.SITHORP / S.SPINKS	09/01/2019	

70037047-2.5B-IPL - SHEET 3 03  
© WSP UK Ltd



DRAWING STATUS: SUBMISSION FOR REFERENCE

SITE RECONFIGURATION  
WORKS NO LONGER PART OF  
PROPOSED SCHEME. DETAIL  
REMOVED FROM SHEET

Infrastructure Planning (Applications: Prescribed Forms and Procedure) Regulations 2009 - Regulation 5(2) (a)

ID	25/10/2018	SP	Second issue Submitted for Examination Deadline 2	RM	BS
F1	25/04/2018	SPS	First Issue	RM	BS
REV	DATE	BY	DESCRIPTION	CHK	APP

DRAWING STATUS: SUBMISSION FOR REFERENCE



Westbrook Mills, Borough Road, Godalming, GU7 2AZ, UK  
T: +44 (0) 1483 520 400 F: +44 (0) 1483 520 889  
wsp.com



PROJECT: The Drax Power (Generating Stations) Order

TITLE: Application Document Reference 2.5B  
Single Unit Option  
Indicative Plant Layout  
- South of Site - Sheet 4 of 9


SCALE @ A0	1/750	DRAWN BY	R.MAKIN	APPROVED BY	B.SIBTHORP
PROJECT NO.	70037047	ISSUED FOR	B.SIBTHORP	DATE	25/10/2018

DRAWING NO.	70037047-2.5B-IPL - SHEET 4	REV.	02
-------------	-----------------------------	------	----

Path: \\wsp\projects\70037047\2.5B-IPL - SHEET 4.dwg

DO NOT SCALE

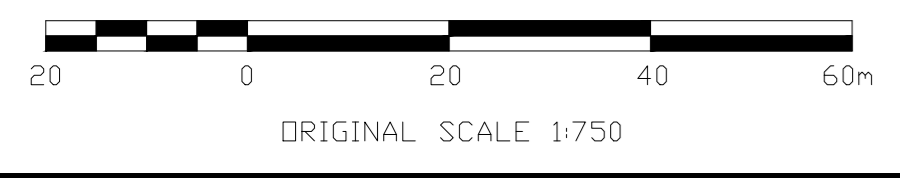

LEGEND  
— PROPOSED DCO ORDER LIMITS  
— GAS PIPELINE ALIGNMENT



FOR CONTINUATION SEE SHEET 2

FOR CONTINUATION SEE SHEET 3

FOR CONTINUATION SEE SHEET 6



Infrastructure Planning (Applications: Prescribed Forms and Procedure) Regulations 2009 - Regulation 5(2) (a)

ID	25/10/2018	SP	Second Issue Submitted for Examination Deadline 2	RM	BS
REV	DATE	BY	DESCRIPTION	CHK	APP
1	25/10/2018	SPS	Final Issue	RM	BS

CURRENT STATUS: SUBMISSION FOR REFERENCE



Westbrook Mills, Borough Road, Godalming, GU7 2AZ, UK  
T: +44 (0) 1483 520 400, F: +44 (0) 1483 520 889  
wsp.com



PROJECT: The Drax Power (Generating Stations) Order


TITLE: Application Document Reference 2.5B  
Single Unit Option  
Indicative Plant Layout  
- Gas Pipeline Route - Sheet 5 of 9

SCALE: 1:750	DRAWN: R.MKIN	APPROVED: B.SIBTHORP
PROJECT NO: 70037047	DESIGNED: B.SIBTHORP	DATE: 25/10/2018
DRAWING NO: 70037047-2.5B-IPL - SHEET 5		REV: 02

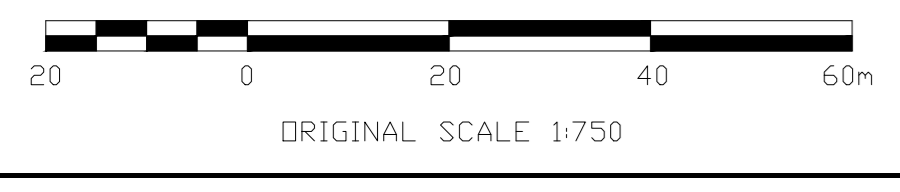
© WSP UK Ltd

DO NOT SCALE

- LEGEND
- PROPOSED DCO ORDER LIMITS
  - GAS PIPELINE ALIGNMENT



FOR CONTINUATION SEE SHEET 7



ORIGINAL SCALE 1:750

Infrastructure Planning (Applications: Prescribed Forms and Procedure) Regulations 2009 - Regulation 5(2) (a)

REV	DATE	BY	DESCRIPTION	CHK	APP
R1	27/04/2018	SPS	Final Issue	RM	BS

SUBMISSION FOR REFERENCE



Westbrook Mills, Borough Road, Godalming, GU7 2AZ, UK  
T: +44 (0) 1463 528 400 F: +44 (0) 1463 528 889  
wsp.com



The Drax Power (Generating Stations) Order

Application Document Reference 2.5B  
Single Unit Option  
Indicative Plant Layout  
- Gas Pipeline Route - Sheet 6 of 9


SCALE: 1:750	CHECKED: R.MKIN	APPROVED: B.SIBTHORP
PROJECT NO: 70037047	DESIGNED: B.SIBTHORP	DATE: 27/04/2018

70037047-2.5B-IPL - SHEET 6 01

© WSP UK Ltd

DO NOT SCALE

- LEGEND
- PROPOSED DCO ORDER LIMITS
  - GAS PIPELINE ALIGNMENT



FOR CONTINUATION SEE SHEET 6

FOR CONTINUATION SEE SHEET 8

Infrastructure Planning (Applications: Prescribed Forms and Procedure) Regulations 2009 - Regulation 5(2) (a)

REV	DATE	BY	DESCRIPTION	CHK	APP
01	27/04/2018	SPS	Final Issue	RM	BS

COVERING STATUS: SUBMISSION FOR REFERENCE

Westbrook Mills, Borough Road, Godalming, GU7 2AZ, UK  
T: +44 (0) 1483 520 400 F: +44 (0) 1483 520 889  
wsp.com

PROJECT: The Drax Power (Generating Stations) Order

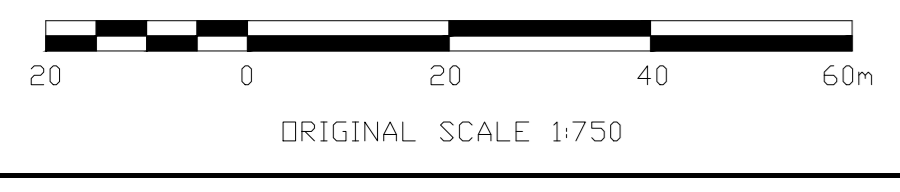
TITLE: Application Document Reference 2.5B  
Single Unit Option  
Indicative Plant Layout  
- Gas Pipeline Route - SHEET 7 of 9

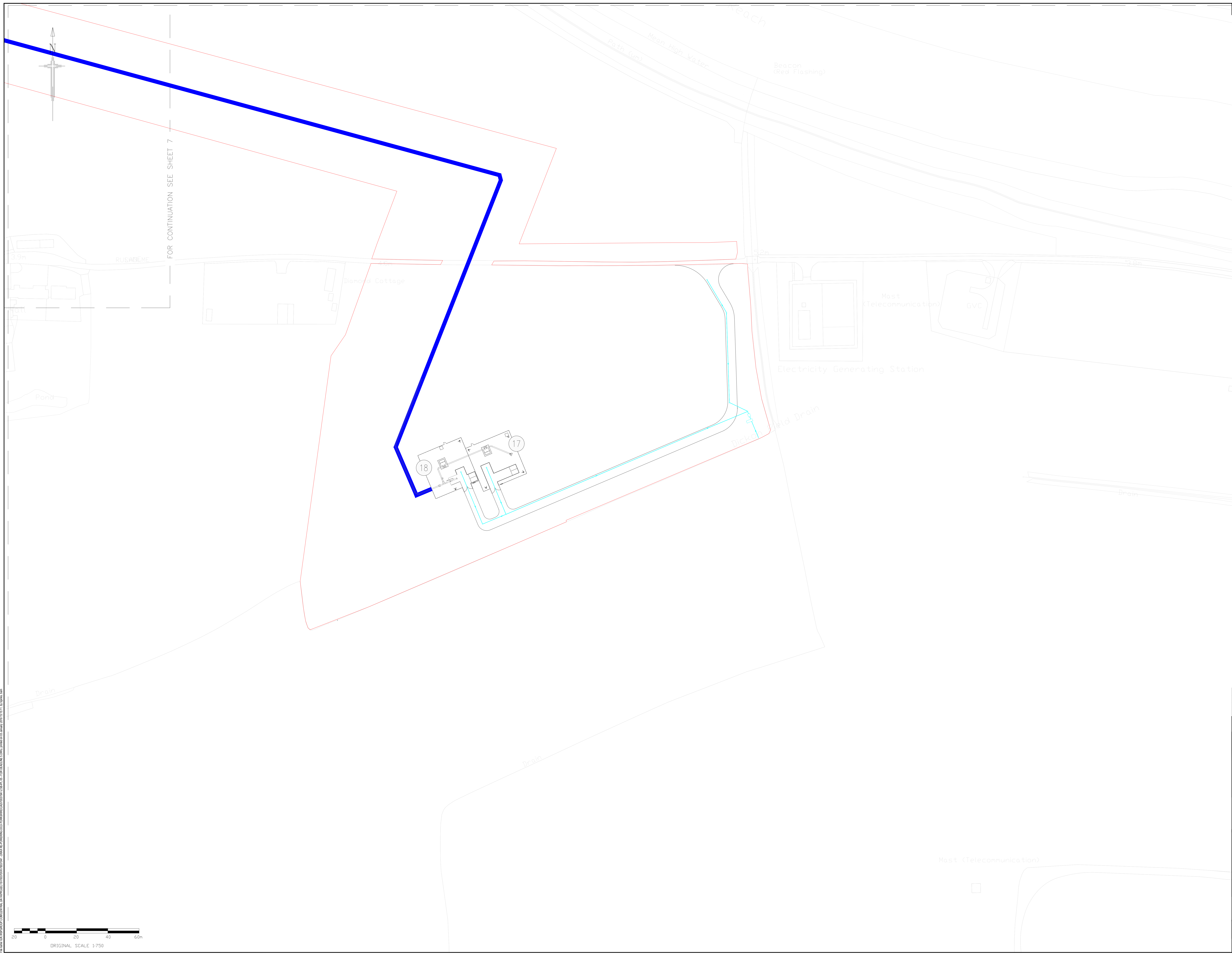
SCALE: 1:750	DRAWN: R.MKIN	APPROVED: B.SIBTHORP
PROJECT: 70037047	DESIGNED: B.SIBTHORP	DATE: 27/04/2018

70037047-2.5B-IPL - SHEET 7 01

© WSP UK Ltd

PLAN: 70037047-2.5B-IPL-07.dwg DATE: 27/04/2018 10:00:00





**DO NOT SCALE**

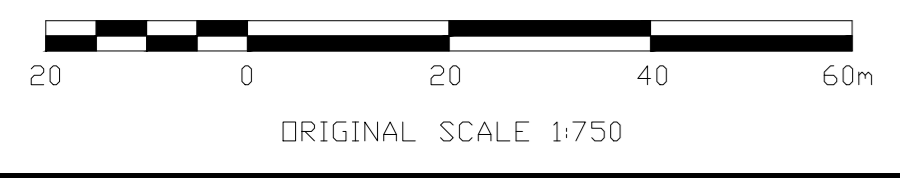
**LEGEND**

- PROPOSED DCO ORDER LIMITS
- GAS PIPELINE ALIGNMENT
- GAS AGI SURFACE WATER DRAIN

**GAS ABOVE GROUND INSTALLATION (AGI)**

ITEM	DESCRIPTION
17	AGI (MINIMUM OFFTAKE CONNECTION) (NATIONAL GRID)
18	AGI (DRAX FACILITY)

FOR CONTINUATION SEE SHEET 7



Infrastructure Planning (Applications: Prescribed Forms and Procedure) Regulations 2009 - Regulation 5(2) (a)

REV	DATE	BY	DESCRIPTION	CHK	APP
01	25/10/2018	SPS	First Issue		
02	29/08/2018	SPS	Second Issue to include comments prior to examination		
03	25/10/2018	SPS	Third Issue submitted for Examination		

**SUBMISSION FOR REFERENCE**



Westbrook Mills, Borough Road, Godalming, GU7 2AZ, UK  
T: +44 (0) 1483 520 400, F: +44 (0) 1483 520 889  
wsp.com



**The Drax Power (Generating Stations) Order**


**Application Document Reference 2.5B  
Single Unit Option  
Indicative Plant Layout  
- Gas Pipeline Route - Sheet 8 of 9**

SCALE: 1:750	CHECKED: R.MAKIN	APPROVED: B.SIBTHORP
PROJECT No: 70037047	DESIGNED: B.SIBTHORP	DATE: 25/10/2018

70037047-2.5B-IPL - SHEET 8 03

© WSP UK Ltd





DO NOT SCALE

LEGEND  
— PROPOSED DCO ORDER LIMITS

TRAFFIC MANAGEMENT

ITEM	DESCRIPTION
19	TEMPORARY PASSING PLACE FOR GAS AGI CONSTRUCTION TRAFFIC

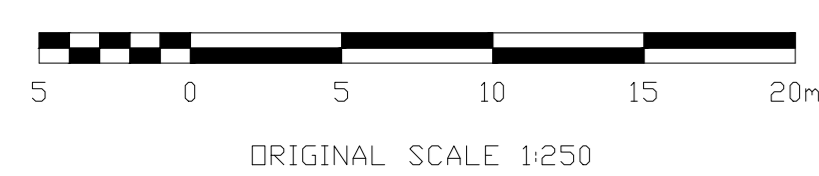
Drain

1.22m RL

4.0m  
+

19

Def



Infrastructure Planning (Applications: Prescribed Forms and Procedure) Regulations 2009 - Regulation 5(2) (a)

REV	DATE	BY	DESCRIPTION	CHK	APP
01	27/04/2018	SPS	Final Issue	RM	BS

DRAWING STATUS: SUBMISSION FOR REFERENCE



Westbrook Mills, Borough Road, Godalming, GU7 2AZ, UK  
T: +44 (0) 1483 520 400, F: +44 (0) 1483 520 889  
wsp.com



PROJECT: The Drax Power (Generating Stations) Order

TITLE: Application Document Reference 2.5B  
Single Unit Option  
Indicative Plant Layout  
- Passing Place - Sheet 9 of 9

SCALE @ A0	DRAWN	CHECKED	APPROVED
1:250	B. SIBTHORP	R. MUMIN	B. SIBTHORP
PROJECT NO.	ISSUED	OWNER	DATE
70037047	B. SIBTHORP	S. SPINKS	27/04/2018

DRAWING NO: 70037047-2.5B-IPL - SHEET 9 REV: 01

© WSP UK Ltd